

Phoulds - Wood Shell

Design – Allermuir

Elegance, poise and comfort were the words that guided the development of Phoulds. Meticulous joining of two pressed plywood shells create the chair's structure which is lined with a distinctive six panel upholstery style. Phoulds offers the diversity of both high and mid back shells and two distinctive support frames. In addition the outer shell has the option of being fully upholstered.



standard & optional features

- Standard feature
- Not available

	PH1	PH3	PH2	PH4	PH7	PH8
Weight	19lbs	20lbs	24lbs	25lbs	35lbs	37lbs
Beech shell with a clear finish *2	●	●	●	●	●	●
6 panel upholstery with CMHR foam	●	●	●	●	●	●
Tubular steel frame finished in Polished Chrome *1	●	●	□	□	□	□
Plastic self leveling glides *3	●	●	□	□	□	□
4-star Polished Aluminum base with plastic glides available with felt	□	□	●	●	□	□
Plastic under seat shroud	●	●	□	□	□	□
5-star polished base with casters	□	□	□	□	●	●
Seat height adjustment	□	□	□	□	●	●

Optional features:

1. Tubular steel frame available in Black powder coat	+ \$0	+ \$0	□	□	□	□
2. Beech shell can be stained or color washed	+ \$58	+ \$72	+ \$58	+ \$72	+ \$58	+ \$72
2. Walnut veneer shell with a clear finish	+ \$140	+ \$140	+ \$140	+ \$140	+ \$140	+ \$140
3. Plastic self leveling glides with felt	+ \$20	+ \$20	□	□	□	□
Two-tone upholstery (use the price of the highest band of the fabrics selected)	+ \$50	+ \$50	+ \$50	+ \$50	+ \$50	+ \$50

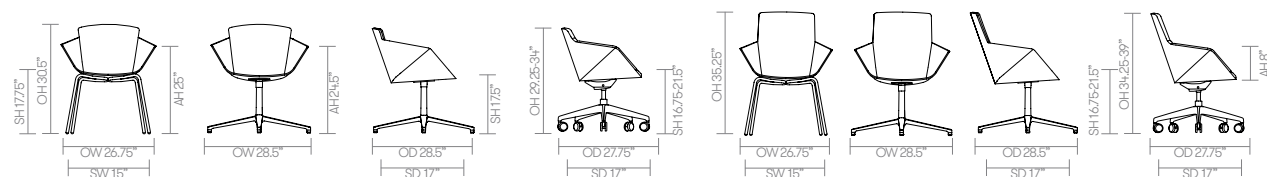
* [Click here to see Textile Finishes & COM Requirements](#)

* [Click here to see Seating Wood Finishes](#)

* [Click here to see available Seating Metal Finishes](#)

dimensions

OH - Overall Height OD - Overall Depth OW - Overall Width AH - Arm Height SH - Seat Height SW - Seat Width SD - Seat Depth



[Back to index](#)

Fabric Grade	C.O.M.		C.O.L.										
	1	2	3	4	5	6	7	8	9	10	11	A	B
PH1 • Medium back • 4 leg frame • Wood shell	1589 1.5 yds	1608	1631 33 sq ft.	1659	1687	1716	1745	1801	1914	2027	2141	1835	2156
PH3 • High back • 4 leg frame • Wood shell	1709 2.5 yds	1732	1759 55 sq ft.	1792	1826	1859	1893	1960	2094	2227	2361	1944	2325
PH2 • Medium back • 4-star swivel base • Wood shell	1599 1.5 yds	1619	1642 33 sq ft.	1670	1698	1727	1755	1811	1924	2038	2151	1973	2295
PH4 • High back • 4-star swivel base • Wood shell	1719 2.5 yds	1741	1768 55 sq ft.	1802	1835	1868	1903	1969	2103	2236	2371	2082	2462
PH7 • Medium back • 5-star base on casters • Wood shell	1707 2 yds	1727	1750 44 sq ft.	1778	1806	1835	1863	1919	2033	2146	2259	2082	2403
PH8 • High back • 5-star base on casters • Wood shell	1827 3 yds	1850	1877 66 sq ft.	1910	1943	1976	2011	2077	2212	2345	2479	2190	2570

A, B = Leather

All prices listed in US \$

COM = Customers own Material (yds)

COL = Customers own Leather (sq ft.)



Phoulds - Upholstered Shell

Design – Allermuir

Elegance, poise and comfort were the words that guided the development of Phoulds. Meticulous joining of two pressed plywood shells create the chair's structure which is lined with a distinctive six panel upholstery style. Phoulds offers the diversity of both high and mid back shells and two distinctive support frames. In addition the outer shell has the option of being fully upholstered.



standard & optional features

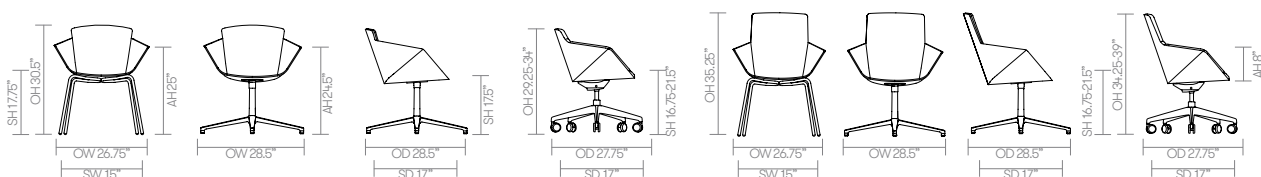
- Standard feature
- Not available

	PH1U	PH3U	PH2U	PH4U	PH7U	PH8U
	Medium Back 4 Leg Frame Upholstered Shell	High Back 4 Leg Frame Upholstered Shell	Medium Back 4-Star Swivel Base Upholstered Shell	High Back 4-Star Swivel Base Upholstered Shell	Medium Back 5-Star Base Upholstered Shell Casters	High Back 5-Star Base Upholstered Shell Casters
Weight	30lbs	33lbs	31lbs	35.5lbs	37lbs	39lbs
6 Panel upholstery with CMHR foam	●	●	●	●	●	●
Fully upholstered outer shell	●	●	●	●	●	●
Tubular steel frame finished in Polished Chrome *1	●	●	□	□	□	□
Plastic self leveling glides *2	●	●	□	□	□	□
4-star Polished Aluminum base with plastic glides available with felt	□	□	●	●	□	□
Plastic under seat shroud	●	●	□	□	□	□
5-star polished base with casters	□	□	□	□	●	●
Seat height adjustment	□	□	□	□	●	●
Optional features:						
1. Tubular steel frame available in Black powder coat	+ \$0	+ \$0	□	□	□	□
2. Plastic self leveling glides with felt	+ \$20	+ \$20	□	□	□	□
Two-tone upholstery (use the price of the highest grade of the fabrics selected)	+ \$50	+ \$50	+ \$50	+ \$50	+ \$50	+ \$50

* [Click here to see Textile Finishes & COM Requirements & 221 for available Seating Metal Finishes](#)

dimensions

OH - Overall Height OD - Overall Depth OW - Overall Width AH - Arm Height SH - Seat Height SW - Seat Width SD - Seat Depth



[Back to index](#)

Fabric Grade	C.O.M.		C.O.L.										
	1	2	3	4	5	6	7	8	9	10	11	A	B
PH1U • Medium back • 4 leg frame • Upholstered outer shell	1621 2.5 yds	1657	1698 55 sq ft.	1750	1801	1853	1904	2007	2213	2418	2624	2329	2915
PH3U • High back • 4 leg frame • Upholstered outer shell	1659 3 yds	1696	1737 66 sq ft.	1788	1840	1891	1943	2046	2252	2458	2664	2377	2962
PH2U • Medium back • 4-star swivel base • Upholstered outer shell	1734 2.5 yds	1771	1812 55 sq ft.	1863	1915	1966	2018	2121	2327	2533	2739	2472	3057
PH4U • High back • 4-star swivel base • Upholstered outer shell	1779 3 yds	1814	1856 66 sq ft.	1907	1959	2010	2062	2165	2371	2577	2782	2518	3104
PH7U • Medium back • 5-star base on casters • Upholstered outer shell	1842 2.5 yds	1879	1920 55 sq ft.	1971	2023	2074	2126	2229	2435	2641	2847	2580	3165
PH8U • High back • 5-star base on casters • Upholstered outer shell	1888 3 yds	1923	1965 66 sq ft.	2016	2068	2119	2171	2274	2480	2686	2892	2628	3213

A, B = Leather

All prices listed in US \$

COM = Customers own Material (yds)

COL = Customers own Leather (sq ft.)



Phoulds - Quilted

Design - Allermuir

Phoulds Quilted is an elegant and comfortable addition to the luxurious chair range. Meticulous joining of two pressed plywood shells create the chair's structure which is lined with a distinctive six panel quilted upholstery style, offering a new depth of comfort. Phoulds Quilted offers the diversity of both high and mid back shells and two distinctive support frames. In addition the outer shell has the option of being fully upholstered.



standard & optional features

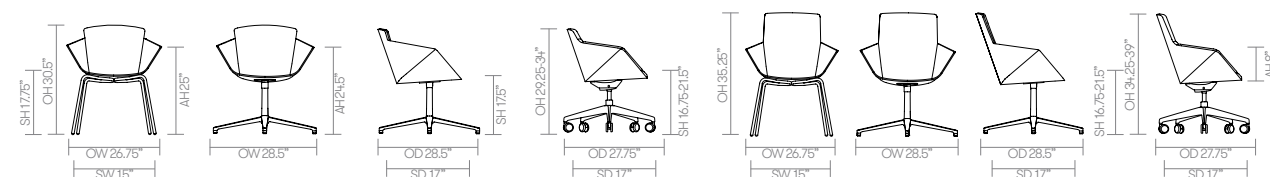
- Standard feature
- Not available

	PH11U Medium Back 4 Leg Frame Soft Quilted Upholstery	PH13U High Back 4 Leg Frame Soft Quilted Upholstery	PH12U Medium Back 4-Star Swivel Base Soft Quilted Upholstery	PH14U High Back 4-Star Swivel Base Soft Quilted Upholstery	PH17U Medium Back 5-Star Base Soft Quilted Upholstery Casters	PH18U High Back 5-Star Base Soft Quilted Upholstery Casters
Weight	30lbs	33lbs	31lbs	35.5lbs	37lbs	39lbs
Soft quilted upholstery	●	●	●	●	●	●
Fully upholstered outer shell	●	●	●	●	●	●
Tubular steel frame finished in Polished Chrome *2	●	●	●	□	□	□
Plastic self leveling glides *1	●	●	□	□	□	□
4-star Polished Aluminum base with plastic glides available with felt	□	□	□	●	□	□
Plastic under seat shroud	●	●	□	□	□	□
5-star polished base with casters	□	□	□	□	●	●
Seat height adjustment	□	□	□	□	●	●
Optional features:						
1. Plastic self leveling glides with felt	+ \$20	+ \$20	□	□	□	□
2. Tubular steel frame available in Black powder coat	+ \$0	+ \$0	□	□	□	□
Two-tone upholstery (use the price of the highest grade of the fabrics selected)	+ \$50	+ \$50	+ \$50	+ \$50	+ \$50	+ \$50

* [Click here to see Textile Finishes & COM Requirements & 221 for available Seating Metal Finishes](#)

dimensions

OH - Overall Height OD - Overall Depth OW - Overall Width AH - Arm Height SH - Seat Height SW - Seat Width SD - Seat Depth



[Back to index](#)

Fabric Grade	C.O.M.		C.O.L.										A	B	
	1	2	3	4	5	6	7	8	9	10	11				
PH11U • Medium back • 4 leg frame • Soft quilted upholstery	1784 1.5 yds	1820	1861 33 sq ft.	1913	1964	2016	2067	2170	2376	2686	2996	2440	3130		
PH13U • High back • 4 leg frame • Soft quilted upholstery	1877 2.5 yds	1913	1955 55 sq ft.	2006	2058	2109	2161	2368	2469	2779	3089	2490	3076		
PH12U • Medium back • 4-star swivel base • Soft quilted upholstery	1891 1.5 yds	1928	1968 33 sq ft.	2020	2071	2123	2174	2277	2483	2793	3103	2547	3237		
PH14U • High back • 4-star swivel base • Soft quilted upholstery	1984 2.5 yds	2020	2062 55 sq ft.	2113	2165	2216	2268	2475	2577	2886	3196	2597	3183		
PH17U • Medium back • 5-star base on casters • Soft quilted upholstery	1999 2 yds	2036	2076 33 sq ft.	2128	2179	2231	2282	2385	2591	2901	3211	2656	3345		
PH18U • High back • 5-star base on casters • Soft quilted upholstery	2092 3 yds	2128	2170 66 sq ft.	2221	2273	2324	2376	2583	2685	2995	3305	2706	3290		

A, B = Leather

All prices listed in US \$

COM = Customers own Material (yds)

COL = Customers own Leather (sq ft.)

