

Pause

Design – Allermuir

Pause is a contemporary modular seating system which works as individual pieces or in modular layouts to create waiting, working or relaxing environments. The range's versatility lends itself to a host of applications across corporate or hospitality environments.



standard & optional features

- Standard feature
- Not available

	PSM100	PSM101LH	PSM101RH	PSM102	PSM103LH	PSM103RH
	Single Seat	Single Seat, 3/4 Back (Left Hand)	Single Seat, 3/4 Back (Right Hand)	Single Seat, Full Back	Single Seat, Corner Back (Left Hand)	Single Seat, Corner Back (Right Hand)
Weight	42lbs	48lbs	48lbs	50lbs	53lbs	53lbs
Traditional carcass seat construction	●	●	●	●	●	●
Molded foam back construction	□	●	●	●	●	●
Tubular steel frame finished in Silver M04 powder coat *1	●	●	●	●	●	●
Plastic glides with leveling adjustment	●	●	●	●	●	●

Optional features:

1. Tubular steel frame available in Polished Chrome	+ \$45	+ \$45	+ \$45	+ \$45	+ \$45	+ \$45
Seat to seat linking	+ \$40	+ \$40	+ \$40	+ \$40	+ \$40	+ \$40
Two-tone upholstery (use the price of the highest grade of the fabrics selected)	+ \$50	+ \$50	+ \$50	+ \$50	+ \$50	+ \$50
Felt glides	+ \$20	+ \$20	+ \$20	+ \$20	+ \$20	+ \$20

Available in a limited range of coated fabrics, please contact the Internal Sales Support Department for more details.

* [Click here to see Textile Finishes & COM Requirements](#)

* [Click here to see Seating Metal Finishes](#)

[Back to index](#)

Fabric Grade	C.O.M.		C.O.L.								A	B		
	1	2	3	4	5	6	7	8	9	10				11
PSM100 • Single seat	1033	1059	1089	1127	1164	1202	1239	1314	1464	1614	1763	-	-	
	2 yds													
PSM101LH • Single seat 3/4 back (left hand)	1291	1335	1385	1447	1510	1572	1634	1759	2009	2258	2508	-	-	
	3.5 yds													
PSM101RH • Single seat 3/4 back (right hand)	1291	1335	1385	1447	1510	1572	1634	1759	2009	2258	2508	-	-	
	3.5 yds													
PSM102 • Single seat full back	1292	1338	1389	1451	1513	1575	1637	1763	2012	2262	2511	-	-	
	3.5 yds													
PSM103LH • Single seat corner back (left hand)	1399	1452	1513	1588	1661	1737	1812	1962	2261	2561	2860	-	-	
	3.75 yds													
PSM103RH • Single seat corner back (right hand)	1399	1452	1513	1588	1661	1737	1812	1962	2261	2561	2860	-	-	
	3.75 yds													

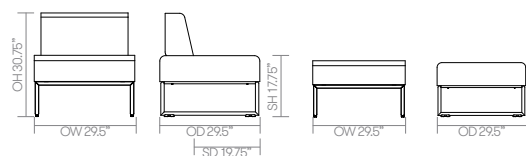
A, B = Leather

COM = Customers own Material (yds)

COL = Customers own Leather (sq ft.)

All prices listed in US \$

dimensions— OH - Overall Height OD - Overall Depth OW - Overall Width AH - Arm Height SH - Seat Height SW - Seat Width SD - Seat Depth



Pause

Design – Allermuir

Pause is a contemporary modular seating system which works as individual pieces or in modular layouts to create waiting, working or relaxing environments. The range's versatility lends itself to a host of applications across corporate or hospitality environments.



standard & optional features

● Standard feature
□ Not available

	PSM200	PSM201LH/ RH	PSM202	PSM203LH/ RH	PSM204	PSM205	PSM206RH/ PSM207LH
	Two Seater	Two Seater, Full Back (Left Hand)	Two Seater, 2 Full Backs	Two Seater, Corner Back (Left Hand)	Two Seater, Two Corner Backs	Two Seater, "Love Seat"	Two Seater, Full & Corner Back
Weight	62lbs	70lbs	80lbs	74lbs	80lbs	80lbs	78lbs
Traditional carcass seat construction	●	●	●	●	●	●	●
Molded foam back construction	□	●	●	●	●	●	●
Tubular steel frame finished in Silver M04 powder coat *1	●	●	●	●	●	●	●
Plastic glides with leveling adjustment	●	●	●	●	●	●	●

Optional features:

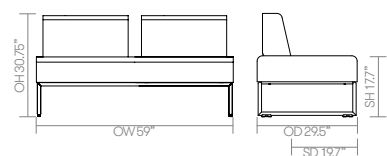
1. Tubular steel frame available in Polished Chrome	+ \$80	+ \$80	+ \$80	+ \$80	+ \$80	+ \$80	+ \$80
Seat to seat linking	+ \$40	+ \$40	+ \$40	+ \$40	+ \$40	+ \$40	+ \$40
Two-tone upholstery (use the price of the highest grade of the fabrics selected)	+ \$50	+ \$50	+ \$50	+ \$50	+ \$50	+ \$50	+ \$50
Felt glides	+ \$20	+ \$20	+ \$20	+ \$20	+ \$20	+ \$20	+ \$20

Available in a limited range of coated fabrics, please contact the Internal Sales Support Department for more details.

* Click here to see [Textile Finishes & COM Requirements](#)

* Click here to see [Seating Metal Finishes](#)

dimensions— OH - Overall Height OD - Overall Depth OW - Overall Width AH - Arm Height SH - Seat Height SW - Seat Width SD - Seat Depth



[Back to index](#)

Fabric Grade	C.O.M.		C.O.L.								A	B		
	1	2	3	4	5	6	7	8	9	10				11
PSM200 • Two seater	1548 3 yds	1584	1627	1679	1732	1784	1836	1942	2151	2360	2570	-	-	
PSM201LH • Two seater Full back (left hand)														
PSM201RH • Two seater Full back (right hand)	1814 4.5 yds	1867	1927	2001	2077	2152	2226	2377	2676	2976	3275	-	-	
PSM202 • Two seater 2 Full backs	2099 5.75 yds	2169	2250	2350	2450	2550	2649	2849	3248	3648	4048	-	-	
PSM203RH • 2 seater corner back (right hand)														
PSM203LH • 2 seater corner back (left hand)	1921 4.75 yds	2011	2080	2168	2256	2343	2430	2605	2955	3304	3654	-	-	
PSM204 • Two seater 2 corner backs	2342 6.5 yds	2430	2530	2655	2779	2904	3029	3279	3778	4277	4839	-	-	
PSM205 • Two seater "Love Seat"	2342 6.5 yds	2430	2530	2655	2779	2904	3029	3279	3778	4277	4839	-	-	
PSM206 (RH) • Two seater full and corner back														
PSM207 (LH) • Two seater full and corner back	2220 6.5 yds	2299	2388	2501	2613	2725	2839	3062	3513	3961	4411	-	-	

A, B = Leather

COM = Customers own Material (yds)

COL = Customers own Leather (sq ft.)

All prices listed in US \$

Pause

Design – Allermuir

Pause is a contemporary modular seating system which works as individual pieces or in modular layouts to create waiting, working or relaxing environments. The range's versatility lends itself to a host of applications across corporate or hospitality environments.



standard & optional features

- Standard feature
- Not available

	PSB154L	PSB214L	PSB154H	PSB214H
	Low Bench 59"w	Low Bench 82.5"w	High Bench 59"w	High Bench 82.5"w
Weight	48lbs	59lbs	60lbs	65lbs
Traditional carcass seat construction	●	●	●	●
Tubular steel frame finished in Silver M04 powder coat *1	●	●	●	●
Plastic glides with leveling adjustment	●	●	●	●

Optional features:

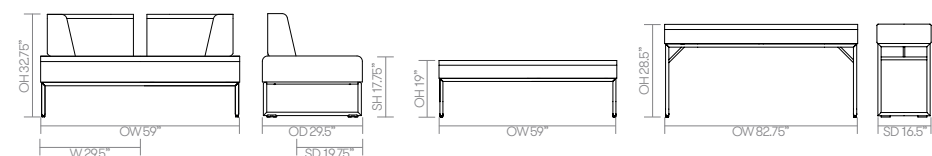
1. Tubular steel frame available in Polished Chrome	+ \$65	+ \$80	+ \$90	+ \$100
Two-tone upholstery (use the price of the highest grade of the fabrics selected)	+ \$50	+ \$50	+ \$50	+ \$50
Felt glides	+ \$20	+ \$20	+ \$20	+ \$20

Available in a limited range of coated fabrics, please contact the Internal Sales Support Department for more details.

* Click here to see Textile Finishes & COM Requirements

* Click here to see Seating Metal Finishes

dimensions— OH - Overall Height OD - Overall Depth OW - Overall Width AH - Arm Height SH - Seat Height SW - Seat Width SD - Seat Depth



[Back to index](#)

Fabric Grade	C.O.M.		C.O.L.										A	B
	1	2	3	4	5	6	7	8	9	10	11			
PSB154L • Low bench 59"w	1673 2.25 yds	1701	1731	1773	1812	1852	1892	1971	2131	2292	2452	-	-	
PSB214L • Low bench 82.5"w	1929 3.25 yds	1967	2011	2067	2122	2177	2231	2342	2561	2780	3000	-	-	
PSB154H • High bench 59"w	1841 2.25 yds	1869	1901	1941	1982	2020	2061	2141	2300	2460	2620	-	-	
PSB214H • High bench 82.5"w	2091 3.25 yds	2128	2173	2228	2280	2317	2392	2502	2722	2942	3162	-	-	

A, B = Leather

COM = Customers own Material (yds)

COL = Customers own Leather (sq ft)

All prices listed in US \$



Pause

Design – Allermuir

Pause is a contemporary modular seating system which works as individual pieces or in modular layouts to create waiting, working or relaxing environments. The range's versatility lends itself to a host of applications across corporate or hospitality environments.



standard & optional features

● Standard feature
 □ Not available

	PSS042L	PSS042H	PSP075L	PSP075H
	Mobile Low Stool	Static High Stool	Low - Power Module	High - Power Module
Weight	17lbs	22lbs	19lbs	23lbs
Tubular steel frame finished in Silver M04 powder coat *1	●	●	●	●
Electrical unit includes 2 outlets and 2 USBs in Silver *3	□	□	●	●
Plastic glides with leveling adjustment	□	●	●	●
2.25" hard wheel casters *2	●	□	□	□

Optional features:

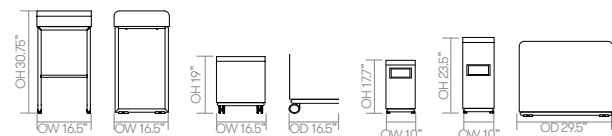
1. Tubular steel frame available in Polished Chrome	+ \$30	+ \$50	+ \$40	+ \$40
2. Soft wheel casters	+ \$30	□	□	□
2. Glides	+ \$45	□	□	□
4. Electrical unit includes 2 outlets and 2 USBs available in Black	□	□	+ \$0	+ \$0
Counter height stool option, seat height 24.5" (add CH to product code)	□	+ \$72	□	□
Two-tone upholstery (use the price of the highest grade of the fabrics selected)	+ \$50	+ \$50	+ \$50	+ \$50

Available in a limited range of coated fabrics, please contact the Internal Sales Support Department for more details.

* [Click here to see Textile Finishes & COM Requirements](#)

* [Click here to see Seating Metal Finishes](#)

dimensions— OH - Overall Height OD - Overall Depth OW - Overall Width AH - Arm Height SH - Seat Height SW - Seat Width SD - Seat Depth



[Back to index](#)

Fabric Grade	C.O.M.		C.O.L.										A	B	
	1	2	3	4	5	6	7	8	9	10	11				
PSS042L • Mobile low stool	884	907	933	965	999	1031	1063	1128	1258	1388	1517	1053	1417		
	2.75 yds		60.5 sq ft.												
PSS042H • Static high stool	909	922	936	916	933	950	967	1000	1067	1134	1202	913	1150		
	1.6 yds		35.2 sq ft.												
PSP075L • Low - power module	1533	1565	1599	1643	1686	1730	1774	1862	2037	2212	2387	-	-		
	2.25 yds														
PSP075H • High - power module	1546	1583	1627	1681	1735	1789	1843	1950	2167	2383	2599	-	-		
	2.75 yds														

A, B = Leather

All prices listed in US \$

COM = Customers own Material (yds)

COL = Customers own Leather (sq ft.)

