

# Open – Low Level Tables

Design –PearsonLloyd

Complementing the Open seating range, the Open collection of occasional tables has a striking Polished Aluminum base with a choice of top shapes. Available in three different heights, they are perfectly suited to meeting, dining and breakout areas in a multitude of environments.



## standard & optional features

- Standard feature
- Not available

	A645-30RD	A645-3030	A645-30SS	A645-4128SR
	Low Level Table Round 30" dia.	Low Level Table Square 30"/30"	Low Level Table Soft Square 30"/30"	Low Level Table Soft Rectangle 41"/28"
Weight	30lbs	44lbs	32lbs	39lbs
1" laminate faced MDF core top with a clear finish edge profile *1	●	●	●	●
Polished Aluminum base with a Polished Chrome center column *2	●	●	●	●
Plastic glides with leveling adjustment	●	●	●	●

### Optional features:

1. Table edge profile can be stained in Solid Black, Espresso and Solid White	+ \$25	+ \$25	+ \$25	+ \$25
2. Available in all standard and select mineral powder coat finishes	+ \$100	+ \$100	+ \$100	+ \$100

- \* [Click here to see Table Edge Finishes, page](#)
- \* [Click here to see Metal Finishes & adjacent page to table top finish instructions](#)
- \* [Click here to see the full range of Open soft seating and sofas](#)

## dimensions— OH - Overall Height OD - Overall Depth OW - Overall Width



[Back to index](#)

Code	Edge	Laminate		Solid Surface
		A (11, 37, 69)	B (11, 37, 69)	A (80, 82)
<b>A645-30RD</b> •Round •Low level •14"h x 30" dia.	11 37 69 80 82	1025	1139	3087
<b>A645-3030</b> •Square •Low level •14"h x 30" x 30"	11 37 69 80 82	1025	1139	3087
<b>A645-30SS</b> •Soft square •Low level •14"h x 30" x 30"	11 37 69 80 82	1025	1139	3087
<b>A645-4128SR</b> •Soft rectangle •Low level •14"h x 41" x 28"	11 37 69 80 82	1241	1380	3766

A, B = Grade A & B Laminate Range

A = Grade A Solid Surface

Edge 11, 37, 69, 80, 82 = Edge Detail

Non-Stock Table Top Finishes

[Click here to see Grade A & B Laminate Options](#)

[Click here to see Solid Surface Grade A Options](#)

[Click here to see Table Edge Details](#)

[Click here to see Non-Stock Table Top Information](#)

All prices listed in US \$



# Open – Side Tables

Design –PearsonLloyd

Complementing the Open seating range, the Open collection of occasional tables has a striking Polished Aluminum base with a choice of top shapes. Available in three different heights, they are perfectly suited to meeting, dining and breakout areas in a multitude of environments.



## standard & optional features

- Standard feature
- Not available

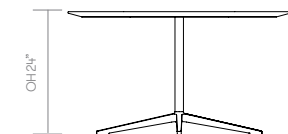
	A648-30RD Round Side Table 30" dia.	A648-3030 Square Side Table 30" x 30"	A648-30SS Soft Square Side Table 30" x 30"
Weight	30lbs	44lbs	32lbs
1" laminate faced MDF core top with a clear finish edge profile *1	●	●	●
Polished Aluminum base with a Polished Chrome center column *2	●	●	●
Plastic glides with leveling adjustment	●	●	●

Optional features:







1. Table edge profile can be stained in Solid Black, Espresso and Solid White	+ \$25	+ \$25	+ \$25
2. Available in all standard and select mineral powder coat finishes	+ \$100	+ \$100	+ \$100

- \* [Click here to see Edge Finishes](#)
- \* [Click here to see Table Metal Finishes & adjacent page to table top finish instructions](#)
- \* [Click here to see the full range of Open soft seating and sofas](#)

## dimensions— OH - Overall Height OD - Overall Depth OW - Overall Width



[Back to index](#)

Code	Edge	Laminate		Solid Surface	
		A (11, 37, 69)	B (11, 37, 69)	A (80, 82)	
<b>A648-30RD</b> •Round •Side table •24" h x 30" dia.		11 37 69 80 82	1058 1173	3120	
<b>A648-3030</b> •Square •Side table •24" h x 30" x 30"		11 37 69 80 82	1058 1173	3120	
<b>A648-30SS</b> •Soft square •Side table •24" h x 30" x 30"		11 37 69 80 82	1058 1173	3120	

A, B = Grade A & B Laminate Range

A = Grade A Solid Surface

Edge 11, 37, 69, 80, 82 = Edge Detail

Non-Stock Table Top Finishes

[Click here to see Grade A & B Laminate Options](#)

[Click here to see Solid Surface Grade A Options](#)

[Click here to see Table Edge Details](#)

[Click here to see Non-Stock Table Top Information](#)

All prices listed in US \$

# Open – Dining Height Tables

Design –PearsonLloyd

Complementing the Open seating range, the Open collection of occasional tables has a striking Polished Aluminum base with a choice of top shapes. Available in three different heights, they are perfectly suited to meeting, dining and breakout areas in a multitude of environments.



## standard & optional features

- Standard feature
- Not available

	A646-30RD	A646-36RD	A646-3030	A646-3636	A646-30SS	A646-36SS
	Round Dining Height 30" dia.	Round Dining Height 36" dia.	Square Dining Height 30" x 30"	Square Dining Height 36" x 36"	Soft Square Dining Height 30" x 30"	Soft Square Dining Height 36" x 36"

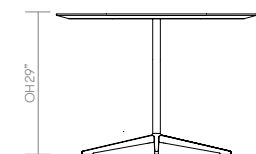
Weight	□	□	□	□	□	□
1" laminate faced MDF core top with a clear finish edge profile *1	●	●	●	●	●	●
Polished Aluminum base with a Polished Chrome center column *2	●	●	●	●	●	●
Plastic glides with leveling adjustment	●	●	●	●	●	●

Optional features:

1. Table edge profile can be stained in Solid Black, Espresso and Solid White	+ \$25	+ \$25	+ \$25	+ \$25	+ \$25	+ \$25
2. Available in all standard and select mineral powder coat finishes	+ \$100	+ \$100	+ \$100	+ \$100	+ \$100	+ \$100

\* [Click here to see dge Finishes](#)  
 \* [Click here to see Metal Finishes & adjacent page to table top finish instructions](#)

## dimensions— OH - Overall Height OD - Overall Depth OW - Overall Width



[Back to index](#)

Code	Edge	Laminate		Solid Surface		
		A (11, 37, 69)	B (11, 37, 69)	A (80, 82)		
<b>A646-30RD</b> •Round •Dining height •29" h x 30" dia.		11 37 69 80 82	1090	1205	3153	
<b>A646-36RD</b> •Round •Dining height •29" h x 36" dia.		11 37 69	1172	1286	-	
<b>A646-3030</b> •Square •Dining height •29" h x 30" x 30".		11 37 69 80 82	1090	1205	3153	
<b>A646-3636</b> •Square •Dining height •29" h x 36" x 36"		11 37 69	1172	1286	-	
<b>A646-30SS</b> •Soft square •Dining height •29" h x 30" x 30"		11 37 69 80 82	1090	1205	3153	
<b>A646-36SS</b> •Soft square •Dining height •29" h x 36" x 36"		11 37 69	1172	1286	-	

A, B = Grade A & B Laminate Range

A = Grade A Solid Surface

Edge 11, 37, 69, 80, 82 = Edge Detail

Non-Stock Table Top Finishes

[Click here to see Grade A & B Laminate Options](#)

[Click here to see Solid Surface Grade A Options](#)

[Click here to see Table Edge Details](#)

[Click here to see Non-Stock Table Top Information](#)

All prices listed in US \$

# Open – Dining Height Tables

Design –PearsonLloyd

Complementing the Open seating range, the Open collection of occasional tables has a striking Polished Aluminum base with a choice of top shapes. Available in three different heights, they are perfectly suited to meeting, dining and breakout areas in a multitude of environments.



## standard & optional features

- Standard feature
- Not available

A647-4830	A647-5430	A647-6030	A647-6630	A647-7230
Rectangle Dining Height 48" x 30"	Rectangle Dining Height 54" x 30"	Rectangle Dining Height 60" x 30"	Rectangle Dining Height 66" x 30"	Rectangle Dining Height 72" x 30"

Weight	A647-4830	A647-5430	A647-6030	A647-6630	A647-7230
1" laminate faced MDF core top with a clear finish edge profile *1	●	●	●	●	●
Polished Aluminum base with a Polished Chrome center column *2	●	●	●	●	●
Plastic glides with leveling adjustment	●	●	●	●	●

Optional features:

1. Table edge profile can be stained in Solid Black, Espresso and Solid White	+ \$25	+ \$25	+ \$25	+ \$25	+ \$25
2. Available in all standard and select mineral powder coat finishes	+ \$200	+ \$200	+ \$200	+ \$200	+ \$200

\* [Click here to see Edge Finishes](#)

\* [Click here to see Table Metal Finishes & adjacent page to table top finish instructions](#)

Code	Edge	Laminate		Solid Surface
		A (11, 37, 69)	B (11, 37, 69)	A (80, 82)
<b>A647-4830</b> •Rectangle •Dining height •29" h x 38" x 30"	11 37 69 80 82	1619	1894	4848
<b>A647-5430</b> •Rectangle •Dining height •29" h x 54" x 30"	11 37 69 80 82	1798	2105	5388
<b>A647-6030</b> •Rectangle •Dining height •29" h x 60" x 30"	11 37 69 80 82	1997	2338	5986
<b>A647-6630</b> •Rectangle •Dining height •29" h x 66" x 30"	11 37 69 80 82	2127	2417	6235
<b>A647-7230</b> •Rectangle •Dining height •29" h x 72" x 30"	11 37 69 80 82	2204	2494	6482

A, B = Grade A & B Laminate Range

A = Grade A Solid Surface

Edge 11, 37, 69, 80, 82 = Edge Detail

Non-Stock Table Top Finishes

[Click here to see Grade A & B Laminate Options](#)

[Click here to see Solid Surface Grade A Options](#)


[Click here to see Table Edge Details](#)

[Click here to see Non-Stock Table Top Information](#)

All prices listed in US \$



## dimensions— OH - Overall Height OD - Overall Depth OW - Overall Width



# Open – Dining Height Tables

Design –PearsonLloyd

Complementing the Open seating range, the Open collection of occasional tables has a striking Polished Aluminum base with a choice of top shapes. Available in three different heights, they are perfectly suited to meeting, dining and breakout areas in a multitude of environments.



## standard & optional features

- Standard feature
- Not available

	A647-4836	A647-5436	A647-6636	A647-7236
Weight	□	□	□	□
1" laminate faced MDF core top with a clear finish edge profile *1	●	●	●	●
Polished Aluminum base with a Polished Chrome center column *2	●	●	●	●
Plastic glides with leveling adjustment	●	●	●	●

Optional features:

1. Table edge profile can be stained in Solid Black, Espresso and Solid White	+ \$25	+ \$25	+ \$25	+ \$25
2. Available in all standard and select mineral powder coat finishes	+ \$200	+ \$200	+ \$200	+ \$200

\* [Click here to see Table Edge Finishes](#)

\* [Click here to see Table Metal Finishes & adjacent page to table top finish instructions](#)

[Back to index](#)

Code	Edge	Laminate	
		A (11, 37, 69)	B (11, 37, 69)
<b>A647-4836</b> •Rectangle •Dining height •29" h x 48" x 36"		11 37 69	1645 2054
<b>A647-5436</b> •Rectangle •Dining height •29" h x 54" x 36"		11 37 69	1828 2283
<b>A647-6636</b> •Rectangle •Dining height •29" h x 66" x 36"		11 37 69	2032 2538
<b>A647-7236</b> •Rectangle •Dining height •29" h x 72" x 36"		11 37 69	2256 2819

A, B = Grade A & B Laminate Range

A = Grade A Solid Surface

Edge 11, 37, 69 = Edge Detail

Non-Stock Table Top Finishes

[Click here to see Grade A & B Laminate Options](#)

[Click here to see Solid Surface Grade A Options](#)

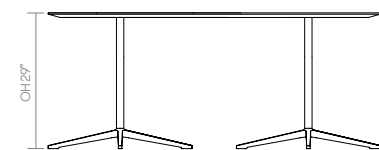
[Click here to see Table Edge Details](#)

[Click here to see Non-Stock Table Top Information](#)

All prices listed in US \$



## dimensions— OH - Overall Height OD - Overall Depth OW - Overall Width



# Open – Dining Height Tables

Design –PearsonLloyd

Complementing the Open seating range, the Open collection of occasional tables has a striking Polished Aluminum base with a choice of top shapes. Available in three different heights, they are perfectly suited to meeting, dining and breakout areas in a multitude of environments.



## standard & optional features

- Standard feature
- Not available

	A647-4836SR	A647-5436SR	A647-6636SR	A647-7236SR
Weight	□	□	□	□
1" laminate faced MDF core top with a clear finish edge profile *1	●	●	●	●
Polished Aluminum base with a Polished Chrome center column *2	●	●	●	●
Plastic glides with leveling adjustment	●	●	●	●

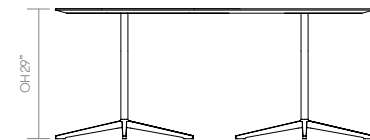
### Optional features:

1. Table edge profile can be stained in Solid Black, Espresso and Solid White	+ \$25	+ \$25	+ \$25	+ \$25
2. Available in all standard and select mineral powder coat finishes	+ \$200	+ \$200	+ \$200	+ \$200

\* [Click here to see Table Edge Finishes](#)

\* [Click here to see Table Metal Finishes & adjacent page to table top finish instructions](#)

## dimensions— OH - Overall Height OD - Overall Depth OW - Overall Width



[Back to index](#)

Code	Edge	Laminate	
		A (11, 37, 69)	B (11, 37, 69)
<b>A647-4836SR</b> •Soft rectangle •Dining height •29" h x 48" x 36"		11 37 69	1645 2054
<b>A647-5436SR</b> •Soft rectangle •Dining height •29" h x 54" x 36"		11 37 69	1828 2283
<b>A647-6636SR</b> •Soft rectangle •Dining height •29" h x 66" x 36"		11 37 69	2032 2538
<b>A647-7236SR</b> •Soft rectangle •Dining height •29" h x 72" x 36"		11 37 69	2256 2819



A, B = Grade A & B Laminate Range

[Click here to see Grade A & B Laminate Options](#)

All prices listed in US \$

Edge 11, 37, 69 = Edge Detail

[Click here to see Table Edge Details](#)

Non-Stock Table Top Finishes

[Click here to see Non-Stock Table Top Information](#)

# Open – Dining Height Tables

Design –PearsonLloyd

Complementing the Open seating range, the Open collection of occasional tables has a striking Polished Aluminum base with a choice of top shapes. Available in three different heights, they are perfectly suited to meeting, dining and breakout areas in a multitude of environments.



## standard & optional features

- Standard feature
- Not available

	A647-4830SR Soft Rectangle Dining Height 48" x 30"	A647-5430SR Soft Rectangle Dining Height 54" x 30"	A647-6030SR Soft Rectangle Dining Height 60" x 30"	A647-6630SR Soft Rectangle Dining Height 66" x 30"	A647-7230SR Soft Rectangle Dining Height 72" x 30"
Weight	□	□	□	□	□
1" laminate faced MDF core top with a clear finish edge profile *1	●	●	●	●	●
Polished Aluminum base with a Polished Chrome center column *2	●	●	●	●	●
Plastic glides with leveling adjustment	●	●	●	●	●

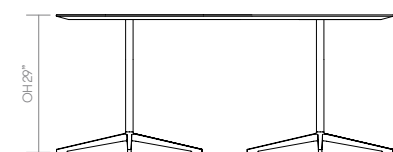
### Optional features:

1. Table edge profile can be stained in Solid Black, Espresso and Solid White	+ \$25	+ \$25	+ \$25	+ \$25	+ \$25
2. Available in all standard and select mineral powder coat finishes	+ \$200	+ \$200	+ \$200	+ \$200	+ \$200

\* [Click here to see Table Edge Finishes](#)

\* [Click here to see Table Metal Finishes & adjacent page to table top finish instructions](#)

## dimensions— OH - Overall Height OD - Overall Depth OW - Overall Width



Code	Edge	Laminate		Solid Surface
		A (11, 37, 69)	B (11, 37, 69)	A (80, 82)
<b>A647-4830SR</b> •Soft rectangle •Dining height •29" h x 48" x 30"	11 37 69 80 82	1619	1894	4848
<b>A647-5430SR</b> •Soft rectangle •Dining height •29" h x 54" x 30"	11 37 69 80 82	1798	2105	5388
<b>A647-6030SR</b> •Soft rectangle •Dining height •29" h x 60" x 30"	11 37 69 80 82	1997	2338	5986
<b>A647-6630SR</b> •Soft rectangle •Dining height •29" h x 66" x 30"	11 37 69 80 82	2127	2417	6235
<b>A647-7230SR</b> •Soft rectangle •Dining height •29" h x 72" x 30"	11 37 69 80 82	2204	2494	6482

A, B = Grade A & B Laminate Range

A = Grade A Solid Surface

Edge 11, 37, 69, 80, 82 = Edge Detail

Non-Stock Table Top Finishes

[Click here to see Grade A & B Laminate Options](#)

[Click here to see Solid Surface Grade A Options](#)

[Click here to see Table Edge Details](#)

[Click here to see Non-Stock Table Top Information](#)

All prices listed in US \$



# Open – High Tables

Design –PearsonLloyd

Complementing the Open seating range, the Open collection of occasional tables has a striking Polished Aluminum base with a choice of top shapes. Available in three different heights, they are perfectly suited to meeting, dining and breakout areas in a multitude of environments.



## standard & optional features

- Standard feature
- Not available

	A649-24RD Round High Table 24" dia.	A649-2424 Square High Table 24" x 24"	A649-24SS Soft Square High Table 24" x 24"
Weight	28lbs	29lbs	27lbs
1" laminate faced MDF core top with a clear finish edge profile *1	●	●	●
Polished Aluminum base with a Polished Chrome center column *2	●	●	●
Plastic glides with leveling adjustment	●	●	●

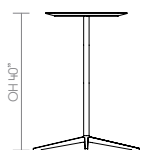
### Optional features:

1. Table edge profile can be stained in Solid Black, Espresso and Solid White	+ \$25	+ \$25	+ \$25
2. Available in all standard and select mineral powder coat finishes	+ \$150	+ \$150	+ \$150

\* [Click here to see Edge Finishes](#)

\* [Click here to see Table Metal Finishes & adjacent page to table top finish instructions](#)

## dimensions— OH - Overall Height OD - Overall Depth OW - Overall Width



[Back to index](#)

Code	Edge	Laminate		Solid Surface
		A (11, 37, 69)	B (11, 37, 69)	A (80, 82)
<b>A649-24RD</b> •Round •High level •40" h x 24" dia.		11 37 69 80 82	1175 1391	2865
<b>A649-2424</b> •Square •High level •40" h x 24" x 24"		11 37 69 80 82	1175 1391	2865
<b>A649-24SS</b> •Soft square •High level •40" h x 24" x 24"		11 37 69 80 82	1175 1391	2865

A, B = Grade A & B Laminate Range

A = Grade A Solid Surface

Edge 11, 37, 69, 80, 82 = Edge Detail

Non-Stock Table Top Finishes

[Click here to see Grade A & B Laminate Options](#)

[Click here to see Solid Surface Grade A Options](#)

[Click here to see Table Edge Details](#)

[Click here to see Non-Stock Table Top Information](#)

All prices listed in US \$

