

Classic – Low Level Tables

Design – Allermuir

These simple, elegant, center pedestal tables are constructed with meticulous attention to detail, stability and quality. Their incredibly versatile design gives the specifier greater freedom to mix and match with other Allermuir pieces.



standard & optional features

- Standard feature
- Not available

	A46-24RD	A46-30RD	A46-36RD	A46-48RD	A46-2424	A46-3030	A46-3636
	Round Low Level 24" dia.	Round Low Level 30" dia.	Round Low Level 36" dia.	Round Low Level 48" dia.	Square Low Level 24" x 24"	Square Low Level 30" x 30"	Square Low Level 36" x 36"
Weight	41lbs	48lbs	69lbs	102lbs	44lbs	52lbs	75lbs
1" laminate faced MDF core top with a clear finish edge profile *1	●	●	●	●	●	●	●
Steel pedestal base finished in Silver M04 powder coat *2	●	●	●	●	●	●	●
Plastic glides	●	●	●	●	●	●	●

Optional features:

1. Table edge profile can be stained in Solid Black, Espresso and Solid White	+ \$25	+ \$25	+ \$25	+ \$25	+ \$25	+ \$25	+ \$25
2. Steel pedestal base available in Polished Chrome	+ \$130	+ \$130	+ \$150	+ \$150	+ \$130	+ \$130	+ \$150
2. Steel pedestal base available in Silver powder coat	+ \$0	+ \$0	+ \$0	+ \$0	+ \$0	+ \$0	+ \$0
Floor fixing plate	+ \$92	+ \$92	+ \$92	+ \$92	+ \$92	+ \$92	+ \$92

* [Click here to see Table Edge Finishes](#)

* [Click here to see Table Metal Finishes.](#)

dimensions— OH - Overall Height OD - Overall Depth OW - Overall Width



[Back to index](#)

Code	Edge	Laminate		Solid Surface		
		A (11, 37, 69)	B (11, 37, 69)	A (80, 82)		
A46-24RD •Round •Low level •15"h x 24" dia.		11 37 69 80 82	743	874	2302	
A46-30RD •Round •Low level •15"h x 30" dia.		11 37 69 80 82	835	982	2585	
A46-36RD •Round •Low level •15"h x 36" dia.		11 37 69	980	1155	-	
A46-48RD •Round •Low level •15"h x 48" dia.		11 37 69	1313	1568	-	
A46-2424 •Square •Low level •15"h x 24" x 24"		11 37 69 80 82	743	874	2302	
A46-3030 •Square •Low level •15"h x 30" x 30"		11 37 69 80 82	835	982	2585	
A46-3636 •Square •Low level •15"h x 36" x 36"		11 37 69 80 82	980	1155	-	

A, B = Grade A & B Laminate Range

A = Grade A Solid Surface

Edge 11, 37, 69, 80, 82 = Edge Detail

Non-Stock Table Top Finishes

[Click here to see Grade A & B Laminate Options](#)

[Click here to see Solid Surface Grade A Options](#)

[Click here to see for Table Edge Details](#)

[Click here to see Non-Stock Table Top Information](#)

All prices listed in US \$

Classic – Side Tables

Design – Allermuir

These simple, elegant, center pedestal tables are constructed with meticulous attention to detail, stability and quality. Their incredibly versatile design gives the specifier greater freedom to mix and match with other Allermuir pieces.



standard & optional features

- Standard feature
- Not available

	A44-24RD	A44-30RD	A44-36RD	A44-48RD	A44-2424	A44-3030	A44-3636
Weight	□	□	□	□	□	□	□
1" laminate faced MDF core top with a clear finish edge profile *1	●	●	●	●	●	●	●
Steel pedestal base finished in Silver M04 powder coat *2	●	●	●	●	●	●	●
Plastic glides	●	●	●	●	●	●	●

Optional features:

1. Table edge profile can be stained in Solid Black, Espresso and Solid White	+ \$25	+ \$25	+ \$25	+ \$25	+ \$25	+ \$25	+ \$25
2. Steel pedestal base available in Polished Chrome	+ \$130	+ \$130	+ \$150	+ \$150	+ \$130	+ \$130	+ \$150
2. Steel pedestal base available in Silver powder coat	+ \$0	+ \$0	+ \$0	+ \$0	+ \$0	+ \$0	+ \$0
Floor fixing plate	+ \$92	+ \$92	+ \$92	+ \$92	+ \$92	+ \$92	+ \$92

* [Click here to see Table Edge Finishes](#)

* [Click here to see Table Metal Finishes.](#)

dimensions— OH - Overall Height OD - Overall Depth OW - Overall Width



[Back to index](#)

Code	Edge	Laminate		Solid Surface
		A (11, 37, 69)	B (11, 37, 69)	A (80, 82)
A44-24RD •Round •Side table •24"h x 24" dia.		11 37 69 80 82	775 915	2407
A44-30RD •Round •Side table •24"h x 30" dia.		11 37 69 80 82	866 1028	2703
A44-36RD •Round •Side table •24"h x 36" dia.		11 37 69	1025 1207	-
A44-48RD •Round •Side table •24"h x 48" dia.		11 37 69	1351 1611	-
A44-2424 •Square •Side table •24"h x 24" x 24"		11 37 69 80 82	775 915	2407
A44-3030 •Square •Side table •24"h x 30" x 30"		11 37 69 80 82	866 1028	2703
A44-3636 •Square •Side table •24"h x 36" x 36"		11 37 69	1025 1207	-

A, B = Grade A & B Laminate Range

A = Grade A Solid Surface

Edge 11, 37, 69, 80, 82 = Edge Detail

Non-Stock Table Top Finishes

[Click here to see Grade A & B Laminate Options](#)

[Click here to see Solid Surface Grade A Options](#)

[Click here to see Table Edge Details](#)

[Click here to see Non-Stock Table Top Information](#)

All prices listed in US \$



Classic – Dining Height Tables

Design – Allermuir

These simple, elegant, center pedestal tables are constructed with meticulous attention to detail, stability and quality. Their incredibly versatile design gives the specifier greater freedom to mix and match with other Allermuir pieces.



standard & optional features

- Standard feature
- Not available

	A47-24RD Round Dining Height 24" dia.	A47-30RD Round Dining Height 30" dia.	A47-36RD Round Dining Height 36" dia.	A47-42RD Round Dining Height 42" dia.	A47-48RD Round Dining Height 48" dia.
Weight	44lbs	50lbs	71lbs	□	□
1" laminate faced MDF core top with a clear finish edge profile *1	●	●	●	●	●
Steel pedestal base finished in Silver M04 powder coat *2	●	●	●	●	●
Plastic glides	●	●	●	●	●

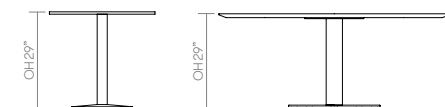
Optional features:

1. Table edge profile can be stained in Solid Black, Espresso and Solid White	+ \$25	+ \$25	+ \$25	+ \$25	+ \$25
2. Steel pedestal base available in Polished Chrome	+ \$130	+ \$130	+ \$150	+ \$150	+ \$150
2. Steel pedestal base available in Silver powder coat	+ \$0	+ \$0	+ \$0	+ \$0	+ \$0
Floor fixing plate	+ \$92	+ \$92	+ \$92	+ \$92	+ \$92

* [Click here to see Table Edge Finishes](#)

* [Click here to see Table Metal Finishes.](#)

dimensions— OH - Overall Height OD - Overall Depth OW - Overall Width



[Back to index](#)

Code	Edge	Laminate		Solid Surface	
		A (11, 37, 69)	B (11, 37, 69)	A (80, 82)	
A47-24RD •Round •Dining height •29"h x 24" dia		11 37 69 80 82	811 954	2512	
A47-30RD •Round •Dining height •29"h x 30" dia		11 37 69 80 82	909 1073	2822	
A47-36RD •Round •Dining height •29"h x 36" dia		11 37 69	1071 1260	-	
A47-42RD •Round •Dining height •29"h x 42" dia		11 37 69	1230 1458	-	
A47-48RD •Round •Dining height •29"h x 48" dia		11 37 69	1391 1655	-	

A, B = Grade A & B Laminate Range

A = Grade A Solid Surface

Edge 11, 37, 69, 80, 82 = Edge Detail

Non-Stock Table Top Finishes

[Click here to see Grade A & B Laminate Options](#)

[Click here to see Solid Surface Grade A Options](#)

[Click here to see Table Edge Details](#)

[Click here to see Non-Stock Table Top Information](#)

All prices listed in US \$

Classic – Dining Height Tables

Design – Allermuir

These simple, elegant, center pedestal tables are constructed with meticulous attention to detail, stability and quality. Their incredibly versatile design gives the specifier greater freedom to mix and match with other Allermuir pieces.



standard & optional features

- Standard feature
- Not available

	A47-2424	A47-3030	A47-3636	A47-3024	A47-3624	A47-3630
	Square Dining Height 24" x 24"	Square Dining Height 30" x 30"	Square Dining Height 36" x 36"	Rectangle Dining Height 30" x 24"	Rectangle Dining Height 36" x 24"	Rectangle Dining Height 36" x 30"
Weight	46lbs	55lbs	78lbs	□	□	□
1" laminate faced MDF core top with a clear finish edge profile *1	●	●	●	●	●	●
Steel pedestal base finished in Silver M04 powder coat *2	●	●	●	●	●	●
Plastic glides	●	●	●	●	●	●

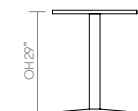
Optional features:

1. Table edge profile can be stained in Solid Black, Espresso and Solid White	+ \$25	+ \$25	+ \$25	+ \$25	+ \$25	+ \$25
2. Steel pedestal base available in Polished Chrome	+ \$130	+ \$130	+ \$130	+ \$130	+ \$130	+ \$130
2. Steel pedestal base available in Silver powder coat	+ \$0	+ \$0	+ \$0	+ \$0	+ \$0	+ \$0
Floor fixing plate	+ \$92	+ \$92	+ \$92	+ \$92	+ \$92	+ \$92

* [Click here to see Table Edge Finishes](#)

* [Click here to see Table Metal Finishes.](#)

dimensions— OH - Overall Height OD - Overall Depth OW - Overall Width



[Back to index](#)

Code	Edge	Laminate		Solid Surface
		A (11, 37, 69)	B (11, 37, 69)	A (80, 82)
A47-2424 •Square •Dining height •29"h x 24"x 24"		11 37 69 80 82	811 954	2512
A47-3030 •Square •Dining height •29"h x 30"x 30"		11 37 69 80 82	909 1073	2822
A47-3636 •Square •Dining height •29"h x 36"x 36"		11 37 69	1071 1260	-
A47-3024 •Rectangle •Dining height •29"h x 30"x 24"		11 37 69 80 82	964 1073	2822
A47-3624 •Rectangle •Dining height •29"h x 36"x 24"		11 37 69	1071 1260	-
A47-3630 •Rectangle •Dining height •29"h x 36"x 30"		11 37 69	1077 1269	-

A, B = Grade A & B Laminate Range

A = Grade A Solid Surface

Edge 11, 37, 69, 80, 82 = Edge Detail

Non-Stock Table Top Finishes

[Click here to see Grade A & B Laminate Options](#)

[Click here to see Solid Surface Grade A Options](#)

[Click here to see Table Edge Details](#)

[Click here to see Non-Stock Table Top Information](#)

All prices listed in US \$



Classic – Dining Height Tables

Design – Allermuir

These simple, elegant, center pedestal tables are constructed with meticulous attention to detail, stability and quality. Their incredibly versatile design gives the specifier greater freedom to mix and match with other Allermuir pieces.



standard & optional features

- Standard feature
- Not available

	A47-4830 Rectangle Dining Height 48" x 30"	A47-5430 Rectangle Dining Height 54" x 30"	A47-6030 Rectangle Dining Height 60" x 30"	A481-6630 Rectangle Dining Height 66" x 30"	A47-7230 Rectangle Dining Height 72" x 30"
Weight	□	□	□	□	□
1" laminate faced MDF core top with a clear finish edge profile *1	●	●	●	●	●
Steel pedestal base finished in Silver M04 powder coat *2	●	●	●	●	●
Plastic glides	●	●	●	●	●

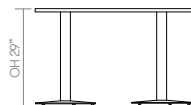
Optional features:

1. Table edge profile can be stained in Solid Black, Espresso and Solid White	+ \$25	+ \$25	+ \$25	+ \$25	+ \$25
2. Steel pedestal base available in Polished Chrome	+ \$260	+ \$260	+ \$260	+ \$260	+ \$260
2. Steel pedestal base available in Silver powder coat	+ \$0	+ \$0	+ \$0	+ \$0	+ \$0
Floor fixing plate	+ \$184	+ \$184	+ \$184	+ \$184	+ \$184

* [Click here to see Table Edge Finishes](#)

* [Click here to see Table Metal Finishes.](#)

dimensions— OH - Overall Height OD - Overall Depth OW - Overall Width



[Back to index](#)

Code	Edge	Laminate		Solid Surface
		A (11, 37, 69)	B (11, 37, 69)	A (80, 82)
A47-4830 •Rectangle •Dining height •29"h x 48"x 30"	11 37 69 80 82	1644	1936	5339
A47-5430 •Rectangle •Dining height •29"h x 54"x 30"	11 37 69 80 82	1690	1998	5495
A47-6030 •Rectangle •Dining height •29"h x 60"x 30"	11 37 69 80 82	1738	2061	5650
A47-6630 •Rectangle •Dining height •29"h x 66"x 30"	11 37 69 80 82	1785	2122	5806
A47-7230 •Rectangle •Dining height •29"h x 72"x 30"	11 37 69 80 82	1834	2182	5961

A, B = Grade A & B Laminate Range

A = Grade A Solid Surface

Edge 11, 37, 69, 80, 82 = Edge Detail

Non-Stock Table Top Finishes

[Click here to see Grade A & B Laminate Options](#)

[Click here to see Solid Surface Grade A Options](#)

[Click here to see Table Edge Details](#)

[Click here to see Non-Stock Table Top Information](#)

All prices listed in US \$



Classic – Dining Height Tables

Design – Allermuir

These simple, elegant, center pedestal tables are constructed with meticulous attention to detail, stability and quality. Their incredibly versatile design gives the specifier greater freedom to mix and match with other Allermuir pieces.



standard & optional features

- Standard feature
- Not available

	A47-4836 Rectangle Dining Height 48" x 36"	A47-5436 Rectangle Dining Height 54" x 36"	A47-6036 Rectangle Dining Height 60" x 36"	A481-6636 Rectangle Dining Height 66" x 36"	A47-7236 Rectangle Dining Height 72" x 36"	A47-4244 Rectangle Dining Height 42" x 44"
Weight	□	□	□	□	□	□
1" laminate faced MDF core top with a clear finish edge profile *1	●	●	●	●	●	●
Steel pedestal base finished in Silver M04 powder coat *2	●	●	●	●	●	●
Plastic glides	●	●	●	●	●	●

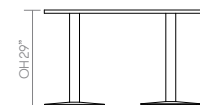
Optional features:

1. Table edge profile can be stained in Solid Black, Espresso and Solid White	+ \$25	+ \$25	+ \$25	+ \$25	+ \$25	+ \$25
2. Steel pedestal base available in Polished Chrome	+ \$260	+ \$260	+ \$260	+ \$260	+ \$260	+ \$260
2. Steel pedestal base available in Silver powder coat	+ \$0	+ \$0	+ \$0	+ \$0	+ \$0	+ \$0
Floor fixing plate	+ \$184	+ \$184	+ \$184	+ \$184	+ \$184	+ \$184

* [Click here to see Table Edge Finishes](#)

* [Click here to see Table Metal Finishes.](#)

dimensions— OH - Overall Height OD - Overall Depth OW - Overall Width



[Back to index](#)

Code	Edge	Laminates		Solid Surface
		A (11, 37, 69)	B (11, 37, 69)	A (80, 82)
A47-4836 •Rectangle •Dining height •29"h x 48"x 36"	11 37 69 80 82	1807	2128	5872
A47-5436 •Rectangle •Dining height •29"h x 54"x 36"	11 37 69 80 82	1860	2199	6044
A47-6036 •Rectangle •Dining height •29"h x 60"x 36"	11 37 69 80 82	1912	2266	6214
A47-6636 •Rectangle •Dining height •29"h x 66"x 36"	11 37 69 80 82	1964	2334	6283
A47-7236 •Rectangle •Dining height •29"h x 72"x 36"	11 37 69 80 82	2017	2401	6557
A47-4244 •Rectangle •Dining height •29"h x 42"x 44"	11 37 69 80 82	1834	2164	5959

A, B = Grade A & B Laminate Range

A = Grade A Solid Surface

Edge 11, 37, 69, 80, 82 = Edge Detail

Non-Stock Table Top Finishes

[Click here to see Grade A & B Laminate Options](#)

[Click here to see Solid Surface Grade A Options](#)

[Click here to see Table Edge Details](#)

[Click here to see Non-Stock Table Top Information](#)

All prices listed in US \$



Classic – High Level Tables

Design – Allermuir

These simple, elegant, center pedestal tables are constructed with meticulous attention to detail, stability and quality. Their incredibly versatile design gives the specifier greater freedom to mix and match with other Allermuir pieces.



standard & optional features

- Standard feature
- Not available

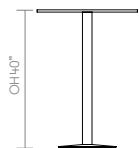
	A48-24RD Round High Level 24" dia.	A48-30RD Round High Level 30" dia.
Weight	59lbs	65lbs
1" laminate faced MDF core top with a clear finish edge profile *1	●	●
Steel pedestal base finished in Silver M04 powder coat *2	●	●
Plastic glides	●	●

Optional features:

1. Table edge profile can be stained in Solid Black, Espresso and Solid White	+ \$25	+ \$25
2. Steel pedestal base available in Polished Chrome	+ \$150	+ \$150
Floor fixing plate	+ \$92	+ \$92

* [Click here to see Table Edge Finishes](#)
 * [Click here to see Table Metal Finishes.](#)

dimensions— OH - Overall Height OD - Overall Depth OW - Overall Width



[⏪ Back to index](#)

Code	Edge	Laminates		Solid Surface
		A (11, 37, 69)	B (11, 37, 69)	A (80, 82)
A48-24RD •Round •High level •40"h x 24" dia.	11 37 69 80 82	961	1132	2978
A48-30RD •Round •High level •40"h x 30" dia.	11 37 69 80 82	1062	1252	3292

A, B = Grade A & B Laminate Range

A = Grade A Solid Surface

Edge 11, 37, 69, 80, 82 = Edge Detail

Non-Stock Table Top Finishes

[Click here to see Grade A & B Laminate Options](#)

[Click here to see Solid Surface Grade A Options](#)

[Click here to see Table Edge Details](#)

[Click here to see Non-Stock Table Top Information](#)

All prices listed in US \$

