

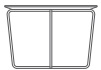


## Conic Tables

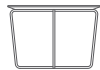
Design by PearsonLloyd

Conic's range of low level tables work effortlessly with both the Conic and Open ranges given that they share a common design language.

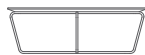
The beautifully simple Polished Chrome wire base offers a light functional structure, that allows the tables to work effortlessly in a multitude of environments.



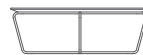
A636-24RD



A636-21SS



A638-36RD



A638-32SS



A639-4128S



## Design PearsonLloyd

Luke Pearson and Tom Lloyd first met while studying Furniture Design and Industrial Design respectively, at London's prestigious Royal College of Art. They set up their multi award winning design studio in 1997. Since then the studio has created stunning

solutions for a variety of international clients from the aviation, workplace, urban design and healthcare sectors identifying and responding to shifting patterns of behaviour in contemporary life.

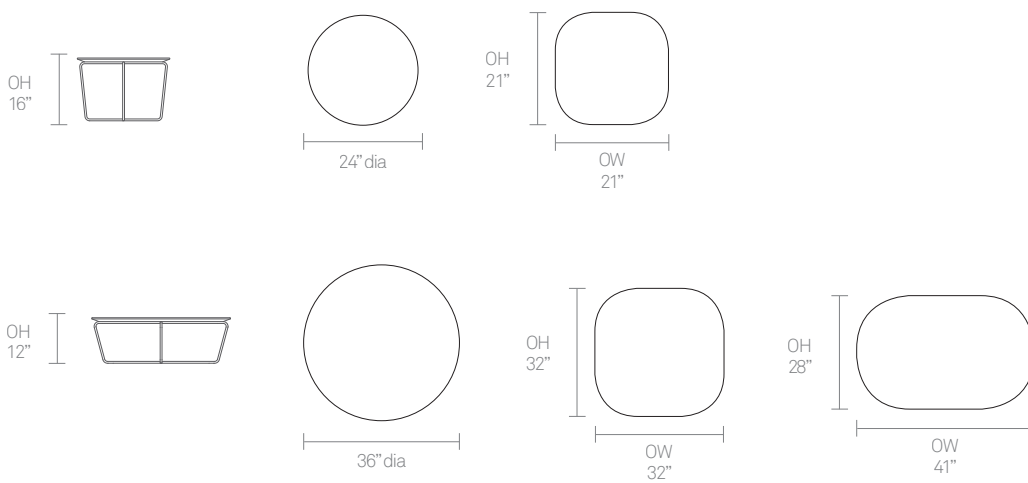
**Standard Features**

(\* - Selected models only)  
 1" laminate faced MDF top with a clear finish edge profile  
 1" laminate faced top  
 Wire frame  
 Plastic glides

**Optional Features**

Range of top shapes including: soft square, circular and soft rectangular  
 Edge reference 11 or 69 on laminate faced tops\*

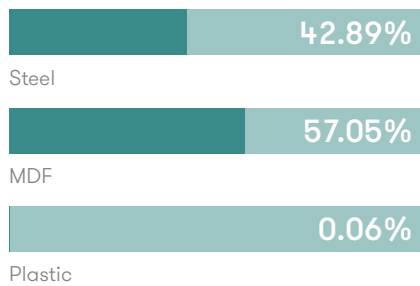
**Dimensions**



**Environmental Performance**

**Material Content**

Components are constructed of the following



**Recycled Content**

Contains up to 47.15% of Recycled Material



**Recyclability**

The range is 100% recyclable

100%


### Finish Options

Wire Frames available in all Mainline and select mineral metal finishes


Table tops are available in a range of laminate from the Allermuir standard collection.

Laminate tops featuring a Reference 37 or 11 edge profile can be stained

#### Mainline Metal Finishes



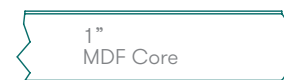
#### Select Mineral Finishes



#### Edge Stains



#### Edge References



#### Ref Group Number 37

1" MDF core, specified laminate face & counterbalance with 2" chamfered edge, clear lacquered.

#### Ref Group Number 69

HPL laminate over a 1" MDF core with matching or solid PVC edge.

#### Ref Group Number 11

1" MDF core, specified laminate face and counterbalance with convex edge, as standard.

**Note:** Color images are for reference only. Please verify with actual color sample.