



Lola

Design by Wolfgang C. R. Mezger

Lola is seductive, curving and shapely, yet a strong and dependable collection. This soft seating range has been designed as a contemporary, visually lighter alternative to the linear forms typically used in corporate environments. Providing excellent comfort,

Lola is perfect for stunning reception areas or for creating relaxing spaces in corporate lounges or breakout areas.



A820



A821



A822



A825



A826



Design

Wolfgang C. R. Mezger

Wolfgang C.R. Mezger studied design at the Design School in Schwäbisch Gmünd, where he graduated in 1979. Mezger went onto to found his design studio in 1983 in Eislingen near Stuttgart and his studio is now based in the prestigious area of Göppingen, since moving in 2007.

Wolfgang's studio focuses heavily on the implementation into durable, functional and user-friendly products. Working for a host of international clients, Mezger has received more than 80 Design Awards to date.

Standard Features

- (* - Selected models only)
- Moulded foam construction
- Fully upholstered
- Tubular Steel frame*
- Steel swivel pedestal base*
- Plastic glides*

- Plastic self leveling glides*
- Solid Beech legs*

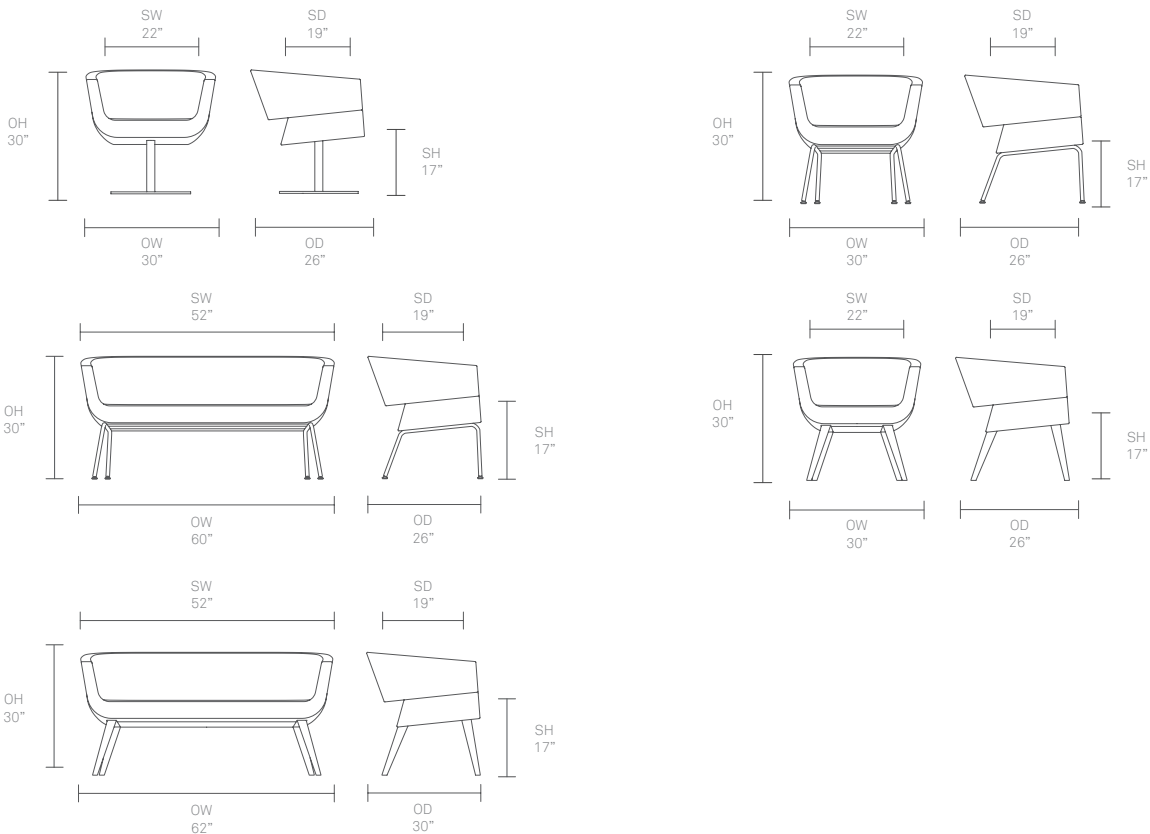
Optional Features

- Plastic self leveling glides with felt*
- Two-tone upholstery

Performance Standards

- ANSI/BIFMA X5.4:2005
- SCS-EC10.2-2007 Indoor Air Quality

Dimensions



Environmental Performance

Material Content

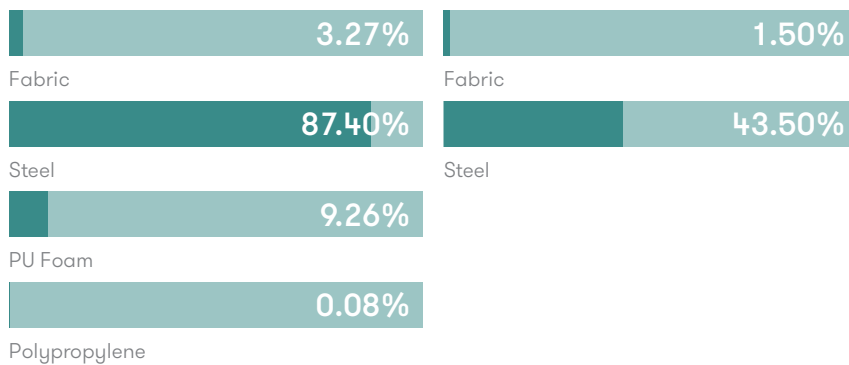
Components are constructed of the following

Recycled Content

Contains up to 45.00% of Recycled Material

Recyclability

The range is 99% recyclable



99%

Finish Options

Tubular steel frames are available in either Silver M04 powder coat or Polished Chrome
Steel pedestal base finished in Polished Chrome

Solid Wood legs are available in Beech or Oak with a clear finish

Solid Beech legs can be stained or color washed

Lola Series can be upholstered in a broad range of contract upholstery fabrics, vinyls and leathers from Allermuir standard upholstery collection

Mainline Metal Finishes



Polished Chrome




Silver/M04 Powder Coat

Color Washes Based on Beech



White as Snow Wash



Back to Black Wash



Slate Grey Wash



Smoke Grey Wash



Vintage Red Wash



Ruby Red Wash



Fern Green Wash



Peacock Green Wash



Sapphire Blue Wash



Orange Crush Wash



Mellow Yellow Wash




Nut Brown Wash



Turtle Dove Wash



Sherbert Yellow Wash




Blush Pink Wash

Wood Stains Based on Beech




Wenge




Dark Walnut



American Walnut



American Cherry



White Oak



Clear

Note: Color images are for reference only. Please verify with actual color sample.