

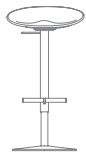


JoJo

Design by Johannes Foersom & Peter Hiort-Lorenzen

JoJo is an elegant and curvaceous stool created from 3D veneered Plywood to provide one of the most comfortable shapes. JoJo's two frame styles complement the seat design in the form of

high and low four leg frames, or a height adjustable frame with a swivelling center pedestal.



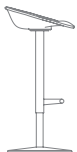
A590



A591



A592



A595



A596



A597



Design

Johannes Foersom & Peter Hiort-Lorenzen

Danes Johannes Foersom and Peter Hiort-Lorenzen are two of the most eminent Scandinavian designers of the last twenty years.

Based in Copenhagen, Denmark, they formed their partnership in 1977 and continue to enjoy international recognition due to their extensive and enduring design and development skills.

**Standard Features**

- (\* - Selected models only)
- Beech (3D ply) shell\*
- Rigid PU Shell\*
- Tubular steel frame\*
- Height adjustable Steel Swivel pedestal base\*
- Plastic glides

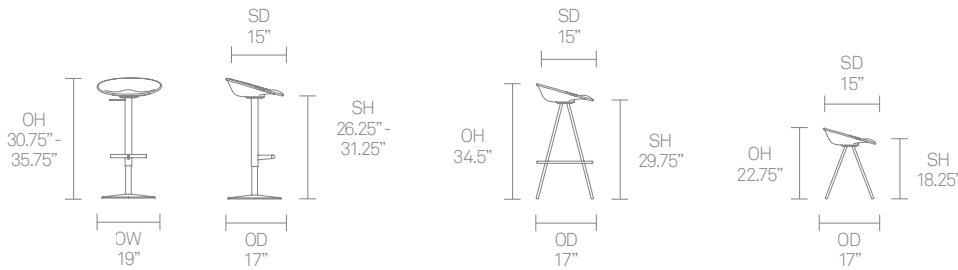
**Optional Features**

- Counter height Stool\*
- White tinted 'Alpi' Oak (3D ply) Shell
- American Walnut (3D ply) Shell
- Two-tone PU shell\*

**Performance Standards**

- ENB13761:2002
- ANSI/BIFMA 5.1-2011

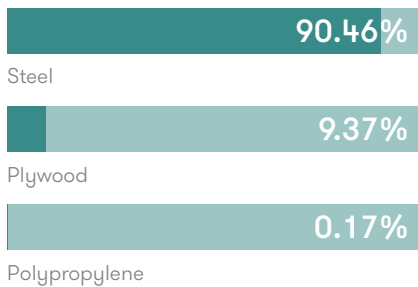
**Dimensions**



**Environmental Performance**

**Material Content**

JoJo components are constructed of the following



**Recycled Content**

JoJo contains up to 45% of Recycled Material



**Recyclability**

The JoJo range is 99% recyclable



## Finish Options

Tubular Steel frame available in Silver M04, White, Black or Slate Grey powder coat.

Steel pedestal base is available in Polished Chrome\*

Shell is available in Beech, White tinted 'Alpi' Oak or American Walnut with a clear finish

Beech Shell can be stained or color washed

Rigid PU Shell available in Pure White, Slate Grey, Honey Yellow, Turtle Dove, Nut Brown or Two-tone (Pure White/Slate Grey) (Turtle Dove/Nut Brown)

### Standard Metal Finishes



Silver M04 Powder Coat



Polished Chrome



White Powder Coat



Black Powder Coat



Slate Grey Powder Coat

### PU Finishes



Slate Grey



Nut Brown



Turtle Dove




Honey Yellow



Pure White

### Wood Shell Finishes



Beech



White Tinted Alpi Veneer



American Walnut Veneer



American Walnut

### Color Washes based on Beech



White as Snow Wash




Back to Black Wash



Slate Grey Wash



Smoke Grey Wash



Vintage Red Wash



Ruby Red Wash




Fern Green Wash



Peacock Green Wash



Blue Skies




Sapphire Blue Wash



Orange Crush Wash



Mellow Yellow Wash




Nut Brown Wash



Turtle Dove Wash



Sherbert Yellow Wash




Blush Pink Wash


### Wood Stains based on Beech




Clear




White Oak




Mahogany



American Walnut



Dark Walnut



Wenge

**Note:** Color images are for reference only. Please verify with actual color sample.