



Famiglia Occasional Tables

Design by PearsonLloyd

Famiglia's selection of occasional tables recognises how dramatically our office and hospitality landscapes have evolved in recent years.

This collection of tables are as well suited to a hospitality environment as they are to a break out zone, or even interspersed within the office.



FMGLT16



Design PearsonLloyd

Luke Pearson and Tom Lloyd first met while studying Furniture Design and Industrial Design respectively, at London's prestigious Royal College of Art. They set up their multi award winning design studio in 1997. Since then the studio has created stunning

solutions for a variety of international clients from the aviation, workplace, urban design and healthcare sectors identifying and responding to shifting patterns of behaviour in contemporary life.

Standard Features

- [*- Selected models only]
- 0.5" solid surface top
- 0.75" solid wood top
- Cast iron base
- Teflon glides

Performance Standards

BSEN 153722008


Dimensions



Environmental Performance

Material Content

Components are constructed of the following



Recycled Content

Contains up to 41% of Recycled Material



Recyclability

The range is 100% recyclable

100%

Finish Options

Cast iron base finished in Black
Solid surface top Available in Cloud
Solid Wood top available in American
White Oak and American Walnut

Solid Surface Top Finishes



Cloud

Solid Wood Top Finishes



American
White Oak



American
Black
Walnut



Famiglia Work Tables

Design by Allermuir

Famiglia's work tables, designed for ad-hoc meetings and touch down spaces, are available in two heights, featuring a soft square top in various sizes. The tables' cast

metal base features an innovative tech knit sock which also acts as cable management when used with an integrated power module.



FMGBT4848
FMGBT48RD



FMGBT6060
FMGBT60RD



FMGMT4848
FMGMT48RD



FMGMT6060
FMGMT60RD



Design PearsonLloyd

Luke Pearson and Tom Lloyd first met while studying Furniture Design and Industrial Design respectively, at London's prestigious Royal College of Art. They set up their multi award winning design studio in 1997. Since then the studio has created stunning

solutions for a variety of international clients from the aviation, workplace, urban design and healthcare sectors identifying and responding to shifting patterns of behaviour in contemporary life.

Standard Features

(* - Selected models only)


- 1" TFL top with matching edge detail
- 1" Laminate faced MDF top with a clear edge profile
- 1" laminate faced MDF core top with clear edge profile*
- 1" Linoleum faced Plywood core with clear finish exposed edge detail*

Cast Aluminum base and port hole finished in Black powder coat with Black acrylic accessory tray
 Black technical mesh covered center column
 Famiglia power unit - 4x outlets, 4 x USB power and 1 x HDMI

Optional Features

White acrylic pen box complete with lid
 White acrylic pen pot
 Famiglia power unit - 4x outlets, 4x USB and 1x HDMI

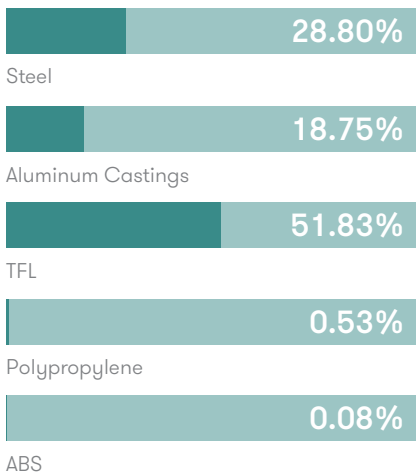
Dimensions



Environmental Performance

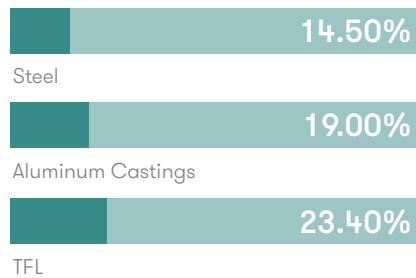
Material Content

Components are constructed of the following



Recycled Content

Contains up to 56.90% of Recycled Material



Recyclability

The range is 100% recyclable

100%

Finish Options

TFL edge available with a Plywood effect or clear detail
 Laminate faced MDF edge profile can be stained
 Table edge available with a clear effect detail

Cast aluminum base and port hole finished in Slate Grey powder coat with Slate Grey acrylic accessory tray and Slate Grey technical mesh

Cast aluminum base and port hole finished in Black powder coat with Black acrylic accessory tray and Black technical mesh

TFL Finishes



Carini Walnut

Mocha

Autumn

Strata Oak


Maple

Highland Oak

Beech

Winter Oak

Hacienda White



Denim

Clay*

Bordeaux

Lemon Sorbet

White

Light Grey

* - Only available as TFL

Laminate Finishes



White

Grey

Powder Blue

Sea Jade

Platinum

Pewter Grey




Jet Black

Ash

Summer Oak

Biella Walnut

Contrast Edging Finishes



Ply Effect

Clear Edge

Edge Finishes




Solid Black

Solid White

Clear

Note: Color images are for reference only. Please verify with actual color sample.

Technical Mesh Finishes



Slate Grey Black

Base Finishes



Slate Grey Black

Linoleum Finishes



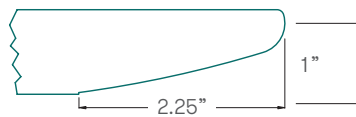
Charcoal Pewter Mushroom

Color images above are for reference only. Please verify with actual color sample.

Edge References



.75" Ply Core
1" Ply Core



Ref Group Number 38

1" MDF core, specified laminate face & counterbalance with 2.25" chamfered edge. The edge is clear finish as standard or can be stained.



Ref Group Number 69

HPL laminate over a 1" MDF core with matching or solid PVC edge.

Ref Group Number 33

.75" Ply core, specified laminate or linoleum face and counterbalanced with a flat edge or 1" Ply core, specified laminate or linoleum face and counterbalanced with a flat edge.

Note: Color images are for reference only. Please verify with actual color sample.